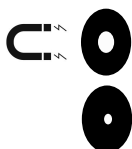





**Find Magnetic
Components in box:**

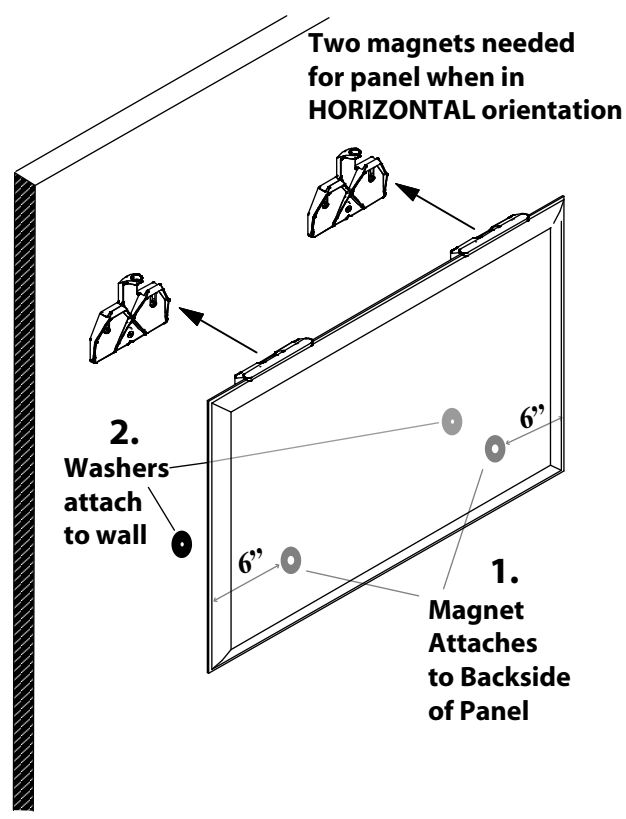
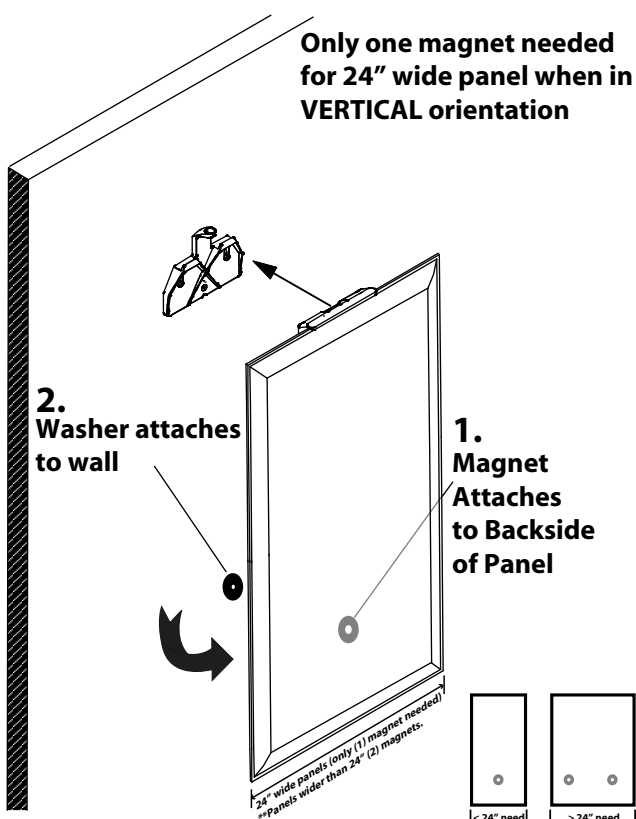


Magnet x 2

Washer x 2



Screws x 2
(For Magnet-to-panel attachment)



Vertical Oriented Panel

1. Fasten magnet to backside of panel with screw (included).
Vertical Oriented Panel - Only one magnet needed for Vertical oriented panels that are 24" or less in width. Position magnet in middle of panel. Panels greater than 24" wide need (2) magnets. For best results attach magnet between 4 - 6" from bottom of panel.

2. Attach washers to wall with screw (not included). Position so they connect with magnets when panel is positioned against wall.

*Note - for best results attach magnet between 4 - 6" from bottom of panel.

Horizontal Oriented Panel

1. Fasten magnet(s) to backside of panel with screw (included).
Horizontal Oriented Panel - Two magnets needed for Horizontal Oriented panel. Place magnets about 6" from left and right edge of panel; and for best results attach magnets between 4 - 6" from bottom of panel.